

# How to sort garbage in Yoriii-Town

Residents in Yoriii-town must sort their household waste into **combustible waste**, **non-combustible waste**, **recyclables**, **combustible bulky waste** and **hazardous waste**. Each type of waste must be left at their designated collection areas on their respective collection days.



## Combustible Waste

Food wastes, Waste papers, Plastic wastes, etc.

P.2

## Non-Combustible Waste (Resource)

1.Cans 2.Jars 3.Plastic (PET) bottles 4.Small home appliances

P.3

## Non-Combustible Waste (Other)

Aluminium products, Bicycles, Mattresses (including springs), etc.

P.4

## Recyclables

Newspapers, Magazines, Miscellaneous paper items, Cardboards, etc.

P.5

## Combustible Bulky Waste

Closets, Futons, etc.

P.5

## Hazardous Waste (Special Waste Collection Arrangements)

Dry cell batteries, Fluorescent lamps, Mirrors, etc.

P.6

## Waste that the Municipality Does Not Collect

P.7

Bringing in Combustible Waste  
Bringing in Non-Combustible Waste

P.8

## Kawakita-Chiku

(areas north of the river.)

District	Ward
Shigaichi-Chiku	Honchou, Nakachou, Sakaechou, Takechou, Kayachou, Hanachou
Seibu-Chiku	Rokku, Tsunegi, Sugawara, Motojuku, Sueno2, Sueno3, Sueno4, Kanao, Fuppu
Sakurazawa-Chiku	Honmura, Iwasaki, Nakaomaeda, Yamasaki, Minamiiizuka, Kamigumi
Youdo-Chiku	Youdo1, Youdo2, Youdo3, Youdo4, Youdo5, Youdo6, Youdo7, Youdo8, Youdo9, Youdo10, Youdo11, Youdo12

## Kawaminami-Chiku

(areas south of the river.)

District	Ward
Orihara-Chiku	Oriharakamigou, Oriharashimogou, Uedaira-Shimokouji, Tatehara, Akiyama, Mishina, Hirakura, Sankyo, Tochiya, Gonotsubo
Hachigata-Chiku	Kimochi, Uenomachi, Uchijuku, Sekiyama, Uenohara, Tategase, Tsuyunashi, Mikayama, Hodawara, Kozono
Obusuma-Chiku	Obusumashimogou, Tsukagoshi, Isehara, Yatsu, Kurata, Nakagou, Kamigouminami, Kamigoukita, Akahama, Tsukada, Mure, Imaichi, Takanosu, Nishifurusato

## Waste Disposal Rules

- 1, On collection day, leave your waste at its designated collection area by 8:30 in the morning!
- 2, Please keep clean the collection area!
- 3, Commercial waste cannot be left at the collection area!

# Combustible Waste

Collected from  
**collection area**  
**Twice a week**



- Waste will be collected even if the collection day falls on a public holiday.
- Information about waste collection over the New Year period will be provided on the Yorii Town website and in circulars.
- Ask the Sanitation Committee in your Ward to find out where your **collection area** is.

## Collection days

**Monday / Thursday**

Honchou, Sugawara(expect for some), Sakurazawa-Chiku, Orihara-Chiku, Youdo-Chiku

**Tuesday / Friday**

Shigaichi-Chiku(expect for Honchou), Seibu-Chiku(Part of Sugawara) Hachigata-Chiku, Obusuma-Chiku

## How to disposal

Place waste in transparent or semi-transparent bags (shopping bags may be used).

\*Bundle tree clippings/branches using string and leave for collection in small batches.

## Types of waste

### Examples

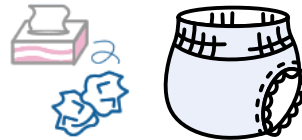
## Kitchen wastes (Food wastes)

Leftover foods, Cooking wastes, Tea husks, Shells, Eggs etc.



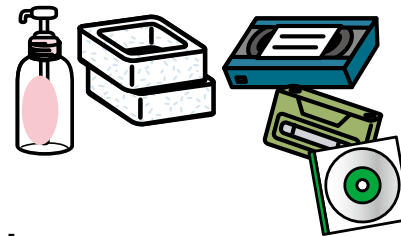
## Waste papers

Dust paper, Soiled disposable diapers, Carbon paper / Thermal paper, Photos, Items other than resources such as stickers.



## Plastic wastes

Shampoo bottles / Detergent bottles, Video tape, CD, Styrofoams etc.



## Rubber items / Leather items

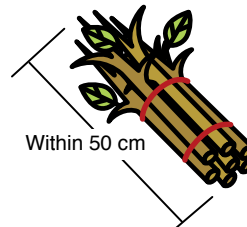
Bags, Footwears, Belts (remove the buckle) etc.



(Buckle is Non-Combustible Wastes.)

## Tree branches / Leaves

Wood chips, Fallen leaves, Pruned branches of wood.



## Points

- Drain excess liquid from food waste.
- Remove waste matter from soiled disposable diapers.
- Oils/fats should be hardened or soaked up in paper or cloth before disposal.
- Dispose of newspapers, miscellaneous paper items and magazines as “**Recyclables.**”
- Tree branches should be less than 15 cm in diameter and cut to less than 50 cm in length. Dispose of branches longer than 50 cm as “**Combustible Bulky Waste.**”
- Items with metallic parts that cannot be separated should be disposed of as “**Non-Combustible Waste (Other).**”
- With the exception of cans, dispose of aluminum containers as “**Non-Combustible Waste (Other).**”
- Dispose of bulky, combustible waste on the collection day designated for “**Combustible Bulky Waste.**”
- If you have large amounts of combustible waste, you can also bring these to the **Konan or Fukaya Waste Processing Center** yourself.

Illegal incineration of waste outdoors is punishable under the stipulations of the Waste Management and Public Cleansing Act (Waste Management Law).



# Non-Combustible Waste (Resource)

Collected from  
**collection area**  
**Twice a month**



1. Cans 2. Jars
3. Plastic (PET) bottles
4. Small home appliances etc.

- Waste will be collected even if the collection day falls on a public holiday.
- Collection days might differ in January because of the New Year holiday.

Please check the December edition of the “Yorii” newsletter.

**Collected on the same day as non-combustible waste (Other).**

The **collection area** may be different from that of combustible waste.



How to disposal

Sort waste into the four categories identified here and put each category of waste into their own **transparent bags**.  
(Do not use shopping bags.)

Types of waste

Examples

## 1. Cans



Cans used for foodstuffs such as nori seaweed, confectionary/snacks, beverages, tea and tinned food.



## 2. Jars


Jars used for foodstuffs such as a beverage and seasoning, Makeup jars, Glasses, Light bulb.



## 3. Plastic (PET) bottles



Bottles used for foodstuffs such as beverage, soy sauce and mentsuyu etc.

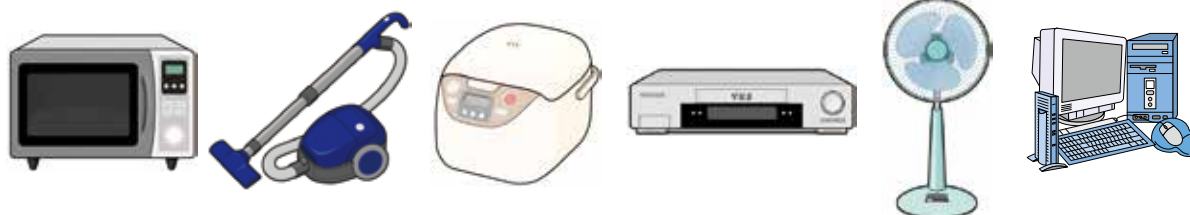


\*If an item is too big to fit in a bag, attach a label marked “Gomi (means garbage)”.

## 4. Small home appliances etc.

(Household appliances/electronics. However, appliances covered by the Home Appliance Recycling Law are excluded.)

**Main items:** Microwaves, Vacuum cleaners, Rice cookers, Video decks, Electric fans, Electric pots, Home printers, Telephones, Calculators, Electronic watch, Cameras, Video game equipments, PC (Laptop, Desktop, etc.), Electrical cords

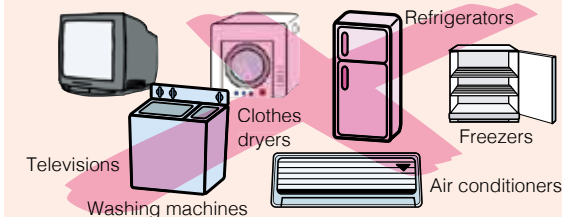


## Points

- Rinse cans, bottles, jars and plastic (PET) bottles before disposal.
- Remove the lids/caps of bottles, jars, and plastic (PET) bottles. Dispose of metal lids/caps as “Non-Combustible Waste (Other)”
- Dispose of plastic lids/caps as “Combustible Waste.”
- Collect broken glass in a separate transparent bag and mark its contents as broken glass.
- Cans used for foodstuffs such as tea, confectionary/snacks, nori seaweed and tinned food should be disposed of with the items identified under 1. “Cans”.

- Televisions, washing machines, dryers, air-conditioners, refrigerators and freezers cannot be disposed of as non-combustible waste!

## Appliances covered by Home Appliance Recycling Law



- Delete all personal information before disposing of items containing personal data.

# Non-Combustible Waste (Other)

Collected from **collection area**  
**Twice a month**



- Waste will be collected even if the collection day falls on a public holiday.
- Collection days might differ in January because of the New Year holiday. Please check the December edition of the “Yorii” newsletter.

Collected on the same day as non-combustible waste (Resource).

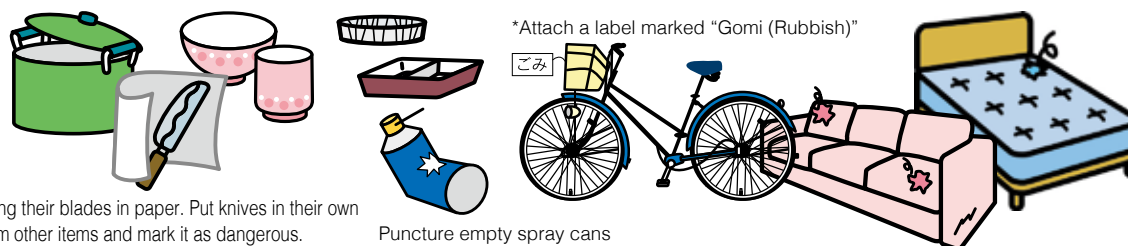
(The **collection area** may be different from that of combustible waste.)

How to disposal

Please put each in a **transparent bag**.  
(Do not use **Semi-transparent bags**.)

## Other

Metal products, Ceramics, Aluminum products, Non-Combustible Bulky wastes, Bicycles / Mattress(including springs) / Sofa(including springs)



\*Attach a label marked “Gomi (Rubbish)”

Puncture empty spray cans

\*If an item is too big to fit in a bag, attach a label marked “Gomi (means garbage)”.

## Points

- Furniture such as sofas that do not contain metallic parts (such as springs) should be disposed of as “**Combustible Bulky Waste.**”
- Spray cans should be emptied and punctured before disposal.
- If an item contains fuel or batteries, these should be removed before disposing of the item.
- The maximum size of item that can be left for collection is 2 m.
- There are also designated facilities where you can drop off the non-combustible waste by yourself.

Examples

\*Dispose of knives by wrapping their blades in paper. Put knives in their own transparent bag separate from other items and mark it as dangerous.

## Collection days for Non-Combustible Waste: (Resource) and (Other)

Collection days	Collection Area	
	Areas north of the river	Areas south of the river
1st and 3rd Tuesday	Honchou, Nakachou	Oriharakamigou, Oriharashimogou, Uedaira-Shimokouji, Tatehara, Akiyama
1st and 3rd Wednesday	Sakaechou, Takechou, Kayachou, Hanachou	Mishina, Hirakura, Sankyo, Tochiya, Gonotsubo
1st and 3rd Thursday	Rokku, Tsunegi, Sugawara	Kimochi, Uenomachi, Uchijuku, Sekiyama
1st and 3rd Friday	Motojuku, Sueno2 - 4, Kanao, Fuppu	Tategase, Tsuyunashi, Hodawara, Kozono
2nd and 4th Tuesday	Honmura, Iwasaki, Nakaomaeda	Uenohara, Mikayama, Kurata
2nd and 4th Wednesday	Yamasaki, Minamiiizuka, Kamigumi	Obusumashimogou, Yatsu, Nakagou, Tsukagoshi, Isehara, Kamigouminami, Kamigoukita
2nd and 4th Thursday	Youdo1 - 6	Tsukada, Mure, Imaichi
2nd and 4th Friday	Youdo7 - 12	Akahama, Takanosu, Nishifurusato

Ask the Sanitation Committee in your Ward to find out where your collection area is.

# Recyclables

Collected from  
**collection area**  
**Once a month**



- Collection areas are the same as those for combustible waste.
- Waste will be collected even if the collection day falls on a public holiday.

**Collection days**

**2nd Wednesday**

**Areas north of the river**

**Shigaichi / Seibu / Sakurazawa / Youdo-Chiku**

**4th Wednesday**

**Areas south of the river**

**Orihara / Hachigata / Obusuma-Chiku**


● Different collection arrangements apply in January due to the New Year holiday.

**Types of waste**

**Examples**

**Newspapers / Magazines**

Newspapers, Comic books, Magazines etc.

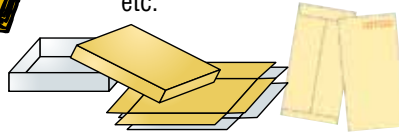


**Cardboards**

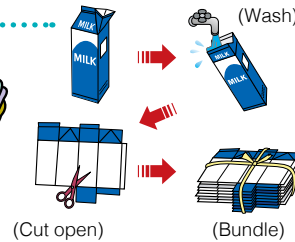


**Miscellaneous paper items**

Flyers, Paper box of Confectionary / snacks etc.



**Cloth and used clothes**



**Paper packs**

**How to dispose / Points**

- Sort each item and bundle similar items together with string.
- Newspapers can also be disposed of in the paper bags from newsagents.
- Dispose of fleeces (synthetic fibers), knitted and down (feather) clothing as “**Combustible Waste.**”
- Dispose of specially treated or dirty paper as “**Combustible Waste.**”

# Combustible Bulky Waste

Collected from  
**designated locations**  
**Once a month**

Refer to  
**page 6** for  
designated  
locations

**Collection days**

**1st Wednesday**

**Areas north of the river**

**Shigaichi / Seibu / Sakurazawa / Youdo-Chiku**

**3rd Wednesday**

**Areas south of the river**

**Orihara / Hachigata / Obusuma-Chiku**

● Different collection arrangements apply in January due to the New Year holiday.

**Types of waste**

**Examples**

**Chest of Drawers / Drawers**



**Tables / Chairs**

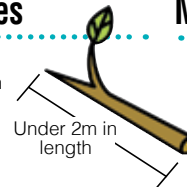


**Rug such as carpet**



**Long and big tree branches**

Must be less than 15 cm in diameter and under 2m in length



(Tree branches dropped off at the Fukaya Waste Processing Center must be less than 15 cm in diameter and under 1m in length.)

**Futon / Mattress**



**How to dispose / Points**

- Remove mirrors, glass and metal fittings before disposing of furniture.
- Bundle duvets/futons/bed linen using string.
- Tatami mats cannot be collected (but you can drop them off at designated facilities yourself).
- If you have large amounts of combustible waste, you can also drop these off at the **Konan** or **Fukaya Waste Processing Center.**

# Hazardous Waste (Special Waste Collection Arrangements)

Waste will be collected even if the collection day falls on a public holiday.

Collected from designated locations

**Twice a year**



**Collection days**

2nd Wednesday of March and October

4th Wednesday of March and October

Areas north of the river

Shigaichi / Seibu / Sakurazawa / Youdo-Chiku


Areas south of the river

Orihara / Hachigata / Obusuma-Chiku

Types of waste  
Examples

**Dry batteries**

Dry cell batteries

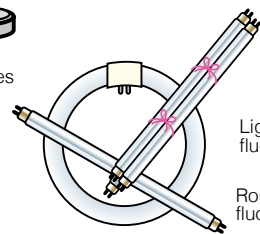


**Button batteries**



Button batteries

**Fluorescent lamps**



Light bulb type fluorescent tube  
Round / rod type fluorescent tube

**Mirrors**



Mirrors

**Other**

Thermometers (containing mercury) etc.



**How to dispose / Points**

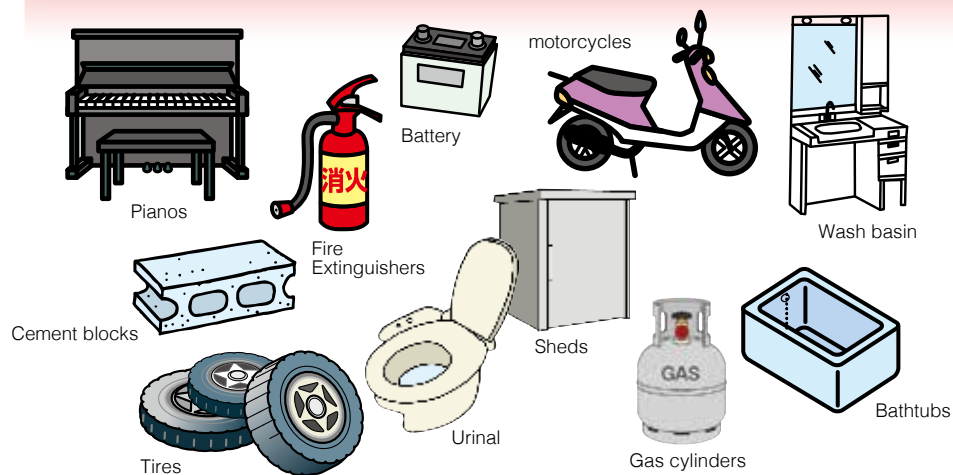
- Sort the items and put each type of waste into their own transparent bags before disposal.
- Fluorescent tubes that are too long to fit in a bag should be bundled before disposal.
- LED bulbs are categorized as "Non-Combustible Waste (Other)".
- Batteries can be disposed of in collection boxes located on the ground floor of the Yorii Municipality Office, as well as at the Obusuma-Community-Center.

## Designated locations Combustible Bulky wastes / Hazardous Waste List of designated locations

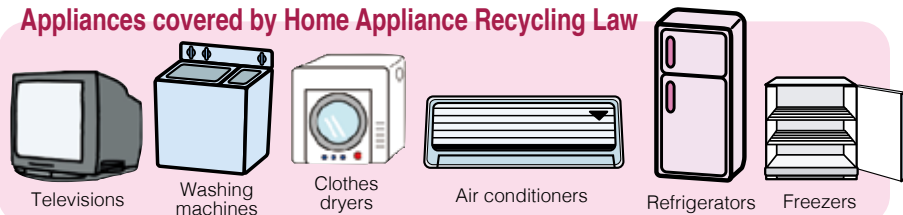
List of designated locations		Ward	List of designated locations	Ward	List of designated locations	Ward	List of designated locations
<b>Shigaichi-Chiku</b>		<b>Nakaomaeda</b>	Nakaomaeda-Koukaidou	<b>Uedaira-Shimokouji</b>	Uedaira-Shimokouji-Koukaidou	<b>Obusuma-Chiku</b>	
<b>Honchou</b>	Honchou-Kaikan	<b>Yamasaki</b>	Sakurazawa-Community-Center-Mae	<b>Tatehara</b>	Tatehara-Kouminkan	<b>Obusumashimogou</b>	Shimogou-Koukaidou
<b>Nakachou</b>	Yamakiyaminamigawa-Shuusekijo / Nakachou-Kaikan	<b>Minamiizuka</b>	Minamiizuka-Koukaidou	<b>Akiyama</b>	Akiyama-Funenbutsu-Shuusekijo	<b>Tsukagoshi</b>	Tsukagoshi-Shuuraku-Center
<b>Sakaechou</b>	Sakaechou-Kaikan	<b>Kamigumi</b>	Kamigumi-Koukaidou	<b>Mishina</b>	Tatsuitabashiwaki-Funenbutsu-Shuusekijo	<b>Isehara</b>	Isehara-Funenbutsu-Shuusekijo
<b>Takechou</b>	Takechou-Kaikan	<b>Youdo-Chiku</b>		<b>Hirakura</b>	Hirakura-Koukaidou	<b>Yatsu</b>	Yatsu-Funenbutsu-Shuusekijo
<b>Kayachou</b>	Kayachou-Kaikan	<b>Youdo1</b>	Youdo1ku-Koukaidou / Green-Garden-Yoriiryoku-HONDA	<b>Sankyo</b>	Sankyo-Koukaidou	<b>Kurata</b>	Kurata-Funenbutsu-Shuusekijo
<b>Hanachou</b>	Hanachou-Kaikan	<b>Youdo2</b>	Nougyou-Fureai-Center	<b>Tochiya</b>	Tochiya-Koukaidou	<b>Nakagou</b>	Nakagou-Funenbutsu-Shuusekijo
<b>Seibu-Chiku</b>		<b>Youdo3</b>	Youdo3ku-Koukaidou	<b>Gonotsubo</b>	Gonotsuboku-Dai3-Gomishuusekijo	<b>Kamigouminami</b>	Kamigou-Minami-Koukaidou / Kamigouminami-Yamasawachiku-Shuusekijo
<b>Rokku</b>	Rokku-Koukaidou / Kyuu-Yoriihoikusho	<b>Youdo4</b>	Youdo4ku-Koukaidou	<b>Hachigata-Chiku</b>		<b>Kamigoukita</b>	Kamigoukita-Koukaidou
<b>Tsunegi</b>	Tsunegikumin-Kaikan	<b>Youdo5</b>	Youdo5ku-Koukaidouhigashi-Gomishuusekijo	<b>Kimochi</b>	Kimochi-Kouminkan-Funenbutsu-Shuusekijo	<b>Akahama</b>	Akahama-Shuukaiko
<b>Sugawara</b>	Sugawara-Koukaidou	<b>Youdo6</b>	Youdo6ku-Koukaidou	<b>Uenomachi</b>	Uenomachi-Kouminkan	<b>Tsukada</b>	Tsukada-Shuuraku-Center
<b>Motojuku</b>	Motojuku-Shuukaiko	<b>Youdo7</b>	Chouritsu-Youdo-Shuukaiko	<b>Uchijuku</b>	Uchijuku-Kouminkan	<b>Mure</b>	Chuuou-Gomishuusekijo
<b>Sueno2</b>	Takeharafumikiryoko-Shuusekijo	<b>Youdo8</b>	Youdo8ku-Koukaidou	<b>Sekiyama</b>	Sekiyama-Hodoukyoushita-Funenbutsu-Shuusekijo	<b>Imaichi</b>	Imaichikumin-Kaikan
<b>Sueno3</b>	Sueno-Shuuraku-Center	<b>Youdo9</b>	Youdo9ku-Koukaidou	<b>Uenohara</b>	Uenohara-Kouminkan	<b>Takanosu</b>	Takanosu-Funenbutsu-Shuusekijo
<b>Sueno4</b>	Sueno-Shuuraku-Center	<b>Youdo10</b>	Youdo10ku-Koukaidou	<b>Tategase</b>	Tategase-Chuuou-Shuusekijo	<b>Nishifurusato</b>	Nishifurusato-Shuukaiko
<b>Kanao</b>	Kyuu-Bunkou-Ueniwa	<b>Youdo11</b>	Youdo11ku-Koukaidou	<b>Tsuyunashi</b>	Tsuyunashi-Kouminkan	The places identified in brackets for Sugawara, Sueno3, Sueno4 and Mikayama are collection locations for combustible bulky waste. Be aware that these are different from the collection sites for hazardous waste.	
<b>Fuppu</b>	Fuppuku-Gomishuusekijo	<b>Youdo12</b>	Youdo12ku-Koukaidou	<b>Mikayama</b>	Central-Motors-Higashi-Funenbutsu-Shuusekijo		
<b>Sakurazawa-Chiku</b>		<b>Orihara-Chiku</b>		<b>Hodawara</b>	Moto-Kaiko-Kyoudoushiikujowaki-Funenbutsu-Shuusekijo		
<b>Honmura</b>	Honmura-Koukaidou	<b>Oriharakamigou</b>	Kamigou-Koukaidou	<b>Kozono</b>	Saimoku-Home-Waki-Funenbutsu-Shuusekijo		
<b>Iwasaki</b>	Iwasakikouen-Funenbutsu-Shuusekijo	<b>Oriharashimogou</b>	Shimogou-Shukkajo				



# Waste that the Municipality Does Not Collect



## Appliances covered by Home Appliance Recycling Law



Yorii municipality does not collect or dispose of certain items, such as those illustrated here, the examples listed below, and industrial waste.

Please ask how to dispose of these items with the supplier or specialist waste contractors (such as dealers).

## Examples

### •Cars, motorcycles and their parts

Muffler, Bumpers, Car seats, Oil filter, Battery, Tires etc.

### •Construction waste

Stones and Rocks, Soil, Bricks, Concretes, Gypsum boards, Sheds, Window frames, Screen doors, Sink, Wash basin etc.

### •Agricultural waste

Agricultural vinyl, Pipe prop, Polyethylene film, Agrochemicals etc.

### •Other

Boiler, Motor, Pumps, Industrial sewing machines, Pianos, Gunpowder, Poisonous and deleterious substances, Medical equipment, Incineration ash, Metal powder etc.

### •Appliances covered by Home Appliance

Televisions, Washing machines, Clothes dryers, Air conditioners, Refrigerators, Freezers

### •Commercial waste

Such as waste from offices, bars, restaurants, shops and factories



## Illegal dumping of waste is punishable under the stipulations of the Waste Management and Public Cleansing Act (Waste Management Law).

- Disposal of large amounts of waste generated when moving house or pruning garden trees/vegetation can be contracted out to the following company for a fee. Contact the company for details.

**Masuei Shouji Inc.** (All waste not collected by Yorii municipality)

Yorii, Ooaza, Sakurazawa 1028-1 Phone: 048-581-1745

- Commercial waste** Commercial waste cannot be disposed of at collection areas. Waste must be sorted into general and industrial waste. The producer of waste is responsible for contracting a waste disposal company to dispose of the waste.
- Please contact the following organizations if disposing of motorcycles or items covered by the Home Appliance Recycling Law.**

Motorcycle: Motorcycle recycling call center Phone: 050-3000-0727

Appliances covered by the Home Appliance Recycling Law: Association for Electric Home Appliances Phone: 03-6741-5606



## Recycling Personal Computers

Instead of disposing of computers that are no longer required as non-combustible waste, computers could also be recycled by contacting the manufacturer or requesting collection by the PC 3R Promotion Association.

The cost of collection is free when recycling computers sold after October 2003.

### Contact

- PC 3R Promotion Association: Phone: 03-5282-7685
- The manufacturer of your computer

## Bringing in Combustible Waste

When you have large amounts of combustible waste, such as when you move house, you can drop off the waste by yourself at Facility 1. or 2. Please contact the facility in advance.

### 1. Facility: Konan Waste Processing Center

Kumagaya, Sendai 9 Phone: 048-536-5745

Opening hours: Monday to Friday (except the New Year period) 8:30 a. m. to 4:30 p. m.

<b>Fee:</b>	Household waste	No fee up to 50 kg Above 50 kg: 10 yen for every 10 kg over 50 kg
	Fee for tatami mats (180 yen per 10 kg) Up to about 10 mats	



### 2. Facility:

#### Fukaya Waste Processing Center

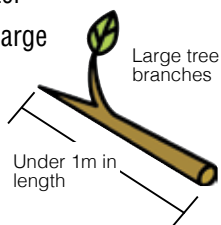
Fukaya, Kashiai 750

Phone: 048-571-0799

**Opening hours:** Same as the Konan Waste Processing Center

**Fee:** Same as the Konan Waste Processing Center

**Note:** If you drop off large tree branches, it must be under 15cm in diameter and less than 1m long



## Bringing in Non-Combustible Waste

A bringing-in location for non-combustible waste is provided within the grounds of the waste collection company, the Masuei Shouji Inc. Please contact the facility in advance.

### Facility: Masuei Shouji Inc.

Yorii, Ooaza, Sakurazawa 1028-1 Phone: 048-581-1745

**Opening hours:** Monday to Friday (except the New Year period and Public Holiday) 8:30 a. m. to 4:30 p. m.

**Fee:** No fee

#### Waste that can be dropped off:

Household waste that falls under the (Resource) and (Other) categories of non-combustible waste collected by the municipality.

#### Note:

- Sort the non-combustible waste and put them in transparent bags before bringing them to the facility.
- The "Non-Combustible Waste Direct Drop-Off Form" needs to be completed when the waste is dropped off. (Such as types and quantities of non-combustible waste)
- Your address will be checked when the waste is accepted. Please bring your proof of address (such as a driver's license).
- Commercial waste cannot be accepted.



**Contact Information**

**Seikatukankyō-Ekotaun Ka,  
Yorii Town Office TEL: 581-2121  
(Representative)**

**We are able to answer any questions only in Japanese.**